

[OEWDM-100]

DWDM Add/Drop Multiplexor (Multiple channels, Division multiplexor) 12.5/25/50/100/200 GHz

Features:

- Multi-channel
- Centre wavelength on ITU grid, or customer specified
- SM or PM-fibers
- Connector: FC-SC-LC/PC; FC-SC-LC /APC
- Multi-port device in a single box
- With integrated optical circulators
- Best specifications available in the industry
- Cost effective

Applications:

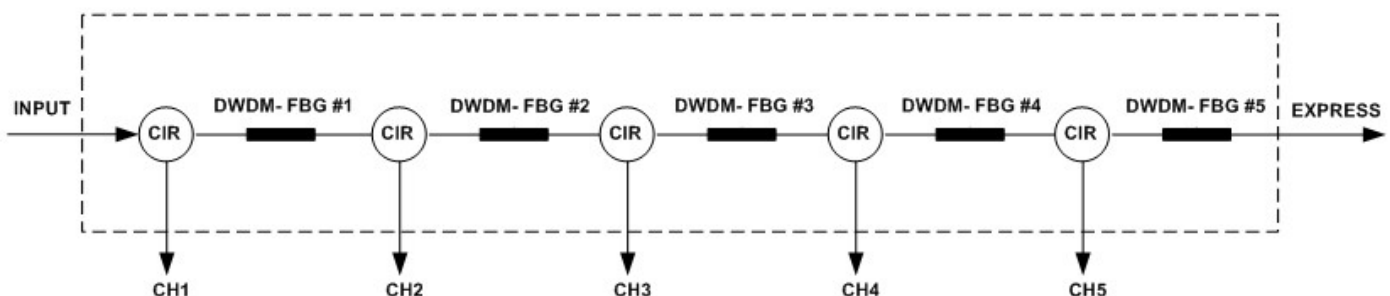
- DWDM Optical System
- Add/Drop modules
- CATV systems
- Testing and Lab research
- Fiber Instrumentation
- Fiber Sensor
- Biomedical applications

Product description:

The multi-channel DWDM-FBG Division Multiplexor is based on our advanced Fiber Bragg Grating (FBG) filter technology and has multiple ports for multiplexing or demultiplexing. The available number of the channels up to 8, in port configuration of 1x9. One of the main significances of this device is the flexibility to choose the number of channels and wavelengths, which can be any from the ITU grid or customer specified in the S, C and L-band ranges. This device can be used to multiplex or demultiplex from 2 to 8 channels at the same time. The channels spacing can be chosen from 6.25 GHz, 12.5 GHz, 25 GHz, 50 GHz, 100 GHz and 200 GHz.

Custom devices with up to 32 channels, as well as custom channel spacing and bandwidths, are available upon request.

Product schematic (example, for 1x6, 5-channels MUX/DEMUX module):

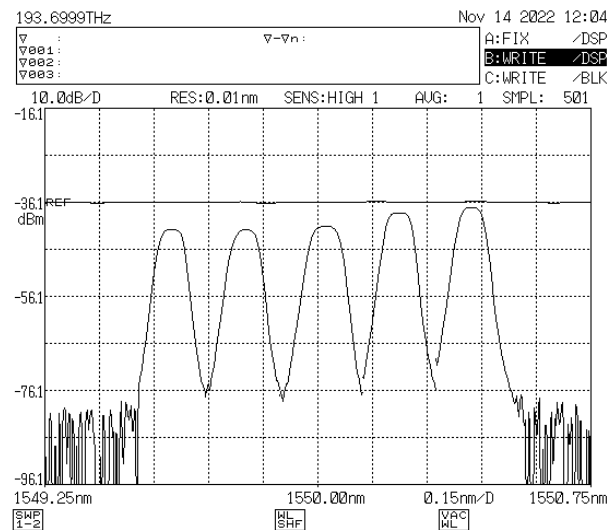
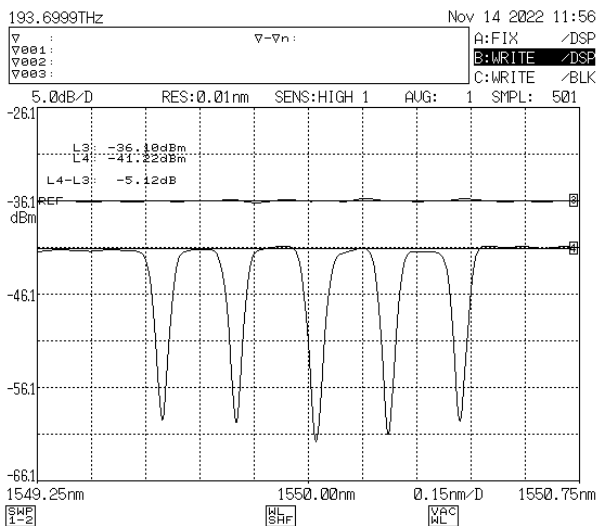


Product specifications:

Parameter	Unit	Value	
Type		DWDM-FBG Division Multiplexor, multi-channel, with integrated circulators, multi-ports device	
Port configuration		1x3, 1x4, 1x5, 1x6, 1x7, 1x8, 1x9	
Channels number		2, 3, 4, 5, 6, 7, 8	
Channels Wavelengths		ITU grid; Custom: 1520-1675 nm	
Wavelength accuracy	nm	± 0.05	
Wavelength stability*	pm/°C	< 1.0	
Reflection Bandwidth @-25dB**	6.25 GHz	< 0.06	
	12.5 GHz	< 0.13	
	25 GHz	< 0.25	
	50 GHz	< 0.5	
	100 GHz	< 1.0	
	200 GHz	< 2.0	
Isolation	dB	> 25	
Insertion loss	Input -> Express	dB	depending on the number of channels
	Input -> Channel		depending on the number of channels
Box dimensions	mm	depending on the channel spacing	
Operating temperature	°C	0 to 60	
Storage temperature	°C	-40 to 85	

* Athermal package for the DWDM-FBG is required.

Product spectrum (example, for 1x5, 4-channels MUX/DEMUX module):



OEDWDM-100 (25 GHz DWDM-FBG Division Multiplexor)

Ordering number for OEWDM-100:

Channel spacing	Number of channels	CWL (nm)	FBG Package	Pigtail type	Connector	Fiber Length			
012 (12.5 GHz)	1 to 8	Center Wavelength	None	P1	900 Tubing	T1	FC/PC	C1	Default: 1m
025 (25 GHz)			Athermal	P2	3mm Jacket	T2	FC/APC	C2	Custom: indicate value
050 (50 GHz)							SC/PC	C3	
100 (100 GHz)							SC/APC	C4	
200 (200 GHz)							LC/PC	C5	
LC/APC	C6								
Example:	OEWDM-100-4-1550.120-P2-T1-C2-1								

Note: Customers who use Fiber Bragg Gratings (FBGs) or incorporate them with their own products, must buy their FBGs from a licensed manufacturer. O/E LAND INC. has full **License Agreement from CRC/UTC Fiber Bragg Grating Technologies Portfolio.**